

ALUMINUM ALLOY DOOR AND WINDOW SYSTEM

CASEMENT SOUNDPROOF AND ENERGY-SAVING DOORS AND WINDOWS

05

(Yiku) 65 system casement window




functional characteristics

1. Split type balance Angle code injecting process, increase the window structure stability, increasing the window 5 big performance.
2. The three seals, in combination with isothermal sub-straight lines, offer excellent thermal insulation and heat preservation performance.
3. Can do a couplet window with glass railing class book asked rise.
4. Can be done without column Angle, large big display space.
5. To strengthen the stand design, large solid glass, safer more resistance to wind pressure.

Product Parameter

| Wall thickness | Thermal insulation strip | The glass configuration is reset | lupinia |
|----------------|--------------------------|----------------------------------|-------------|
| 1.8mm | 22.5 mm | 5mm+20A+5mm | 5mm+20A+5mm |



Open means hardware accessories


Outward-opening glass fan, Siglia holds the chain, Siglia holds the hand.
 Inward-opening and inward-tilting glass fan, Sgilia hinge value, Sgilia handle.
 The outward -opening upper suspended glass fan is equipped with a good bo chain and a Silliya handle.
 The top-hung glass window sash, Liangxia zipped the chain, and Siglia held the hand.

Color settings

extr-spectrum color



indoor color



(Noah) series system Windows




functional characteristics

1. New national standard thickness, higher safety performance and wind pressure resistance.
2. Split balance corner code gluing process, enhancing the structural stability of the window and improving its thermal performances.
3. 20A double glazing effectively enhances sound insulation, heat preservation and heat insulation performance.
4. Imported brand hardware, quality guaranteed, more durable.

Product Parameter

| Wall thickness | Thermal insulation strip | The glass configuration is reset | lupinia |
|----------------|--------------------------|----------------------------------|-------------|
| 1.8mm | 20 mm | 5mm+20A+5mm | 5mm+20A+5mm |



Open means hardware accessories


Hinges: German Noto hinges
 Handles: German HoPPE handles

Color settings

extr-spectrum color



indoor color



UPGRADE SLIDING DOORS AND WINDOWS

Calmly and systematically upgrade the door



functional characteristics

- 1.The product features an elegant and refined appearance with outstanding aesthetics.
2. Upgraded system craftsmanship delivers excellent sound insulation, air tightness and water tightness.
3. It is thick, dignified and elegant, with an extra-large hollow structure providing exceptional sound insulation performance.
4. Can be equipped with lattice strips, decorative glass and other styles to match home decoration styles.

Product Parameter

| Profile wall thickness | opening sash width | frame width | standard glass configuration |
|------------------------|--------------------|-----------------|---|
| 2.2mm | 94mm | two-track 170mm | 5mm+27A+5mm clear tempered insulating glass |

Standard hardware

a complete set of Roto lifting system hardware.

Superimposed type


51mm high water-retaining rail (can be embedded 26mm below)
Can be made as two-track two-leaf, two-track four-leaf, two-track single-leaf (fixed leaf can be equipped with invisible screen)

Color settings

extr-spectrum color



indoor color



(Mousse) Panoramic lift door



functional characteristics

1. Practical article PA66GF25 insulation, prevent indoor and outdoor heat transfer, heat preservation and heat insulation.
2. Imported hardware, pulley on the increase, slide bearing pulley design, smooth and safety.
3. The box package structure design, combining box fan, more stable performance.
4. injecting process, increasing the box body solid performance and splice strength.
5. ShuangGou companies design, sealed performance is good, more safe and more quiet.
6. Modern minimalist design, practical function and aesthetic innovation and combination.

Product Parameter

| Profile wall thickness | Thermal insulation strip | The glass configuration is reset | lupinia |
|------------------------|--------------------------|----------------------------------|-------------|
| 3mm | 24mm | 5mm+20A+5mm | 5mm+20A+5mm |

Standard hardware

The standard sliding and pulling device is equipped with a Bao high one-character lock.
Upgrade to a full set of German Gewu hardware as standard.

Superimposed type


Two movable double push-pull or one lifting and the other push-pull, without gauze.
Three-track 2+1(with yarn), 4+2(with yarn).
Three tracks and three panels (three panels are movable without gauze). fixed panels are not allowed.
Four-panel movable double lifting + double push-pull or four-panel push-pull, without gauze.

Color settings

extr-spectrum color



indoor color



PANORAMIC SLIDING DOORS AND WINDOWS

(Jinghong) Sliding system window



Function characteristic product parameters

1. Don't take any interior space, push-pull area is large, good ventilated breathe freely.
2. It can be fixed with handrails to create a scenic and leisure area.
3. The three tracks are equipped with 0.8mm diameter 304 stainless steel diamond mesh, providing better anti-water dragon effect.
4. It can be used as a sliding door and has excellent functions.

Product Parameter

| wall thickness | The glass configuration is fixed | lupinia |
|----------------|----------------------------------|-------------|
| 1.4mm | 5mm+15A+5mm | 5mm+20A+5mm |
| 6 | 4 | 3 |
| 13 | 19 | 15 |

hardware fitting

Each ZEKIN white motion bumper lock is equipped with a set of sliding wheels and anti-balance wheels.

Color settings

| extr-spectrum color | indoor color | | |
|--|--|--|--|
| Ferro ash, mocha, hermes black cowhide | hermes black cowhide, Ferro ash, mocha, Zishanxia (Customized), Khaki Brown (Customized) | | |

(Star Map) 120 Medium narrow broken bridge sliding window



functional characteristics

1. The wrapped stainless steel silent track design is more stable and smooth.
2. The frame rail structure design of the fan package, promote the whole window seal and waterproof performance.
3. The floor drain type drainage system, practical and beautiful, better drainage effect.
4. Tick multichannel seal design enterprises, better noise insulation sealing performance.
5. The vertical isotherm design forms a cold and hot bridge barrier, effectively blocking the heat transfer between the indoor and outdoor environments.

Product Parameter

| Wall thickness | occupy wall street | hollow | Height of the frame |
|----------------|--------------------------------------|--------------|---------------------|
| 1.8mm | Two-track 80mm and three-track 120mm | 5mm+15Ar+5mm | 40mm |
| 7 | 5 | 4 | 9 |
| 15 | 14 | 9 | 6 |

hardware fitting

Baogao automatic single-lock.
One-character anti-balance wheel and anti-typhoon wheel functions.

Color settings

| extr-spectrum color | indoor color | | |
|--|--|--|--|
| hermes black cowhide, Ferro ash, mocha | hermes black cowhide, Ferro ash, mocha | | |

(Jinchi) Heavy-duty sliding door



Functional features

1. Product appearance is elegant, outstanding appearance level.
2. The embedded structure design, air tightness, water tightness, better.
3. The frame, sectoral smooth, fresh and simple but elegant, cost-effective; Article.
4. To do case, craft glass style collocation household style, etc.

Product Parameter

| Profile wall thickness | Optical enterprise | width border | width Standard configuration: glass |
|------------------------|--------------------|-------------------------------------|--|
| 6mm | 90mm | Second rail 118 third rail 180mm | 5mm+24A+5mm White glass insulating tempered glass |


Standard hardware

One-character lock, Opek pulley

Superimposed type

It can be made into two-track two-fan, two-track four-fan, and three-track three-fan.
Three-track two-fan with gauze, three-track four-fan with gauze
High gauge, flat gauge, stainless steel gauge and copper strip are available for selection

Color settings



(Xingmai) Heavy-duty sliding door



Functional features

1. The product has an elegant and generous appearance with outstanding looks.
2. The embedded structure design, air tightness, water tightness, better.
3. The frame, sectoral smooth, pure and fresh and simple but elegant, cost-effective.
4. Simple fashion, in the narrow design, light and modern perfect combination of luxury style.

Product Parameter

| Profile wall thickness | Optical enterprise | width border | width Standard configuration: glass |
|------------------------|--------------------|--|--|
| 3.0mm | 65mm | Double Track 118mm Triple Track 180mm | 5mm+15A+5mm White glass insulating tempered |


glass

Standard hardware
One-character lock, Opek pulley

Superimposed type

It can be made into two-track two-fan, two-track four-fan, and three-track three-fan.
Three-track two-fan with gauze, three-track four-fan with gauze.
High gauge, flat gauge, stainless steel gauge and copper strip are available for selection.

Color settings



ACCORDION DOOR

(Jinding) Heavy-duty large folding door



Functional Features

1. Complete set of German Kassenberg hardware configuration, making the operation smoother.
2. Foldable design, providing wider and more spacious entry/exit space.
3. Large and hollow design, offering superior sound insulation.
4. Can be used as a mother-and-child door, double door, single door, or folding door, among other opening methods

Product Parameter

| Profile wall thickness | Flat panel width | Frame width | Standard glass |
|------------------------|------------------|--------------------|----------------|
| 1.6mm | 62mm | Not less than 77mm | 5mm+20A+5mm |


Standard hardware

German kassenberg accessories.

Stacking type

It can be used as a single door, double doors or folding door.
The track can be either flat track or high track.

Color settings



UPGRADE DOORS AND WINDOWS

(Panoramic) Intelligent lifting window



Functional features

1. Don't take any interior space, large open area, good ventilated breathe freely.
2. Intelligent voice, mobile phone APP remotely, induction, reveals technology sense.
3. Beijing Times Motor safety drive, silent opening and closing process, strong stability.
4. With thick laminated safety glass, impact resistance is strong, safe and more security.
5. Independent stainless steel chain drive the casement, precision, stability,super structure.


Product Parameter

Beijing Times motor, protection grade:IP54
It integrates electric control, touch sensing and voice APP control.
Lift window: One is fixed and the other is lifted.

hardware fitting

It can be matched with an intelligent windproof roller shutter.

Color settings



(Mousse) Panoramic lift window



functional characteristics

1. Super new national standard thickness, higher safety performance and greater wind pressure resistance.
2. The injecting process, improve the box body solid performance and splicing strength.
3. High orbital floor drain type drainage design, more conducive to dredge the rain outside, beautiful and practical.
4. The folded yarn, the yarn with encrypted network production, environmental health, toughness is dye-in-the-wood.
5. Children combination lock open fence, anti-theft security.
6. The modern minimalist design, practical function and aesthetic innovation and combination.
7. To strengthen the stand design, large solid glass, safer more resistance to wind pressure.

Product Parameter

| Wall thickness | Thermal insulation strip | lupinai | The glass configuration is fixed |
|----------------|--------------------------|-------------|----------------------------------|
| 2.3mm | 24mm | 5mm+20A+5mm | 5mm+20A+5mm |
| | | | |

hardware fitting

Standard equipped with a full set of German Gewu hardware.

Color settings

extr-spectrum color



indoor color

